

PowerMic Mobile Setup Job Aid

This job aid provides an overview of how to set up the PowerMic Mobile application on your smartphone to the Dragon Medical One for use as a microphone.

Login to UHCare Ambulatory or UHCare Inpatient.

1. On your computer, launch **UHCare Ambulatory** or **UHCare Inpatient**.
 - a. Go to MyApps
 - b. Locate and launch UHCare Ambulatory or UHCare DMO



Setup and Configure PowerMic Mobile On Your Mobile Device.

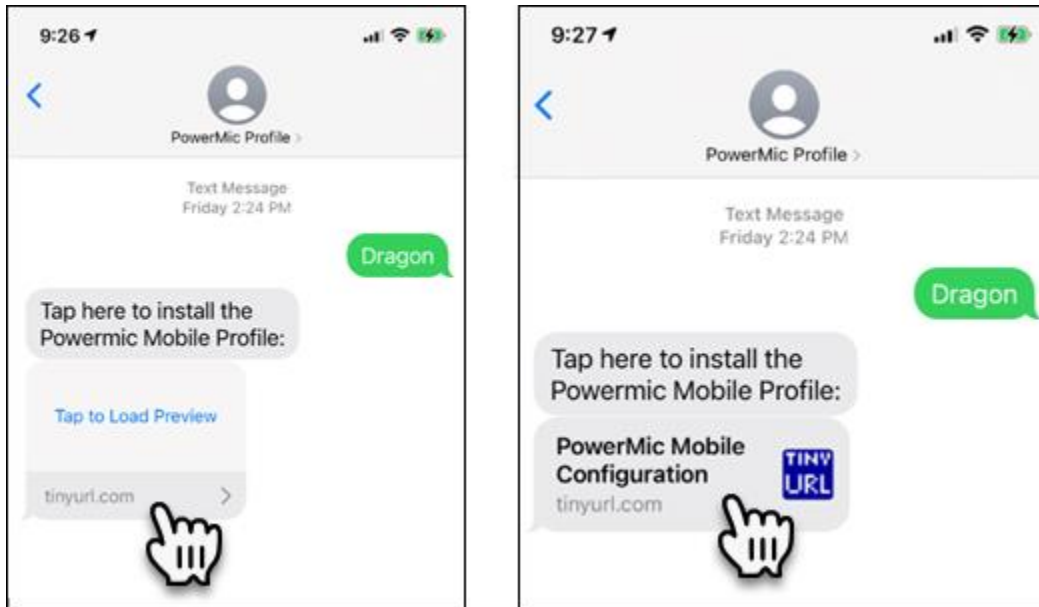
1. On your Smartphone, download the free PowerMic Mobile app to your mobile device from the Apple App Store or Google Play.



2.  Close the PowerMic Mobile app on your mobile device.

3. Text **Dragon** to **216-238-0321**.

- a. You will receive a text message with a link to install Dragon Power Mic Mobile Profile. (See examples below)



4. Click on the **Tiny URL**.

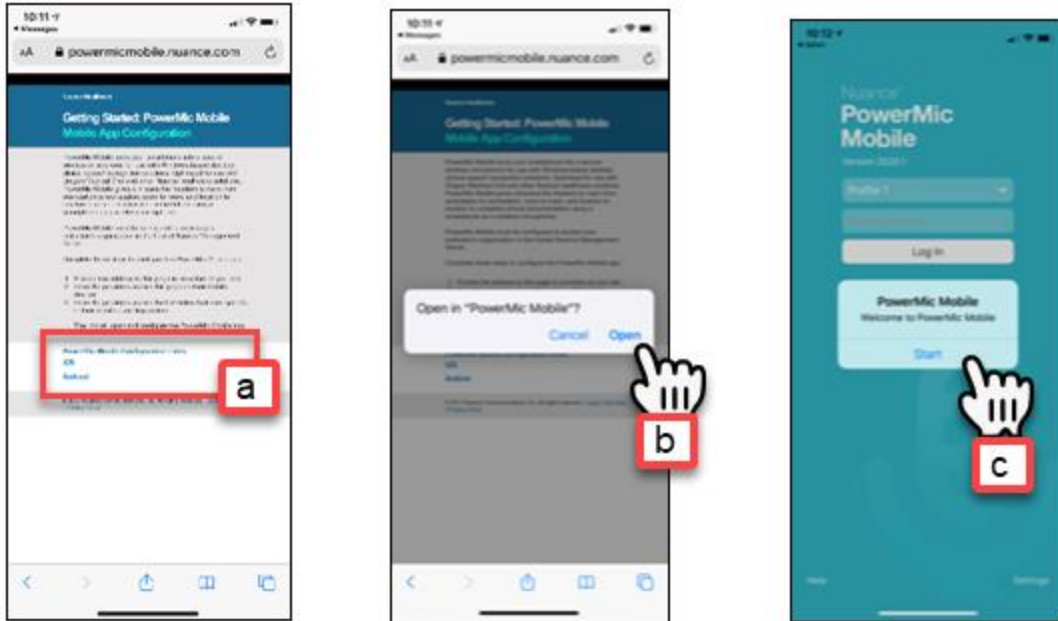


Note ► If the link does not open when you tap it, you will need to hold down to copy and open a web browser page on your mobile device, paste the link into the URL.

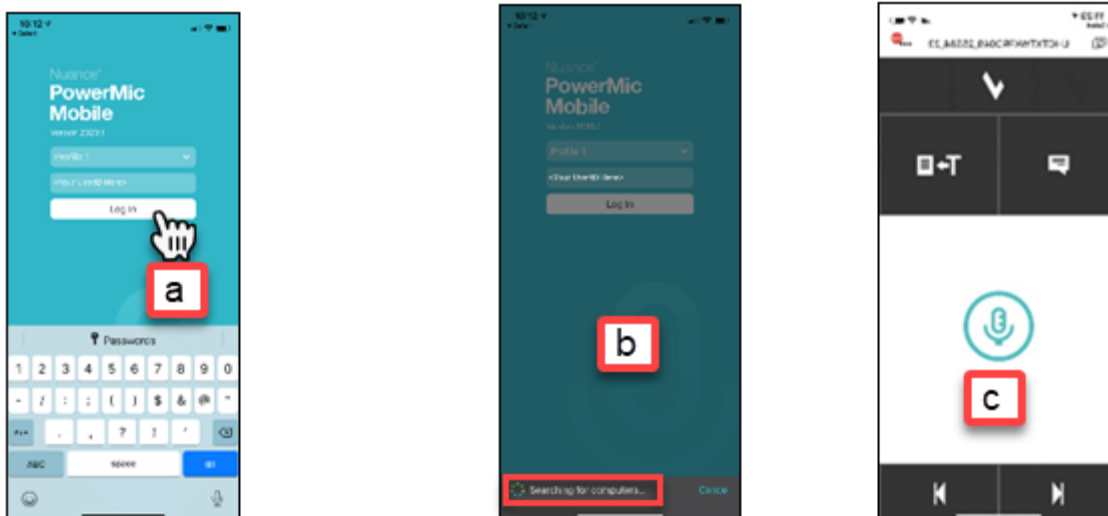
Note* if the texting service is not working you can click on this URL from your phone or copy it and email/text to yourself.

<https://powermicmobile.nuance.com/powermicmobile/6e949561-c7c3-4317-8bdd-cdb10d538eb2/index.html>

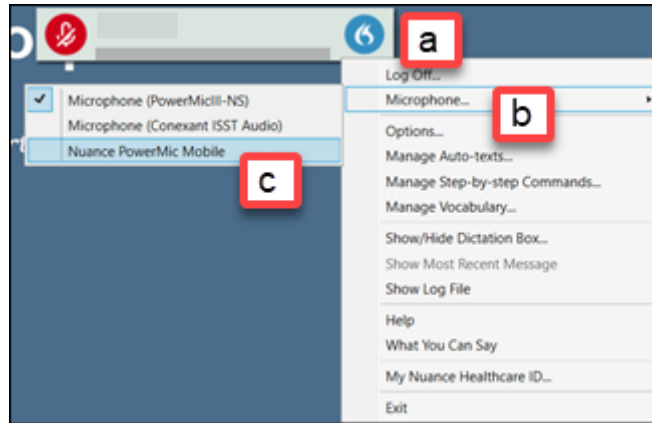
5. The Nuance Getting Started PowerMic Mobile opens. To launch the application:
 - a) select the link for either **iOS** or **Android** based on your mobile phone
 - b) tap **Open**
 - c) tap **Start**



6. To set up the application:
 - a) enter your **UH username** under Profile and tap **Log In**.
 - b) Your phone will say **Searching for Computers**
 - c) It will then pair with Dragon.



7. To pair your phone to Dragon, you will need to switch the microphone type in the **Dragon Bar**.
 - a) On your computer, click the **Blue Circle with Flame**
 - b) select **Microphone**
 - c) select the **Nuance Powermic Mobile**



Note ► PowerMic Mobile icon will start off Orange (**Example 1 below**) and turn Red when your phone is paired with Dragon. (**Example 2 below**) Tap the mic icon on your mobile app to turn it on, tap again to turn off.

Example 1



Example 2

